

## Roadway Crashes in Cameroon

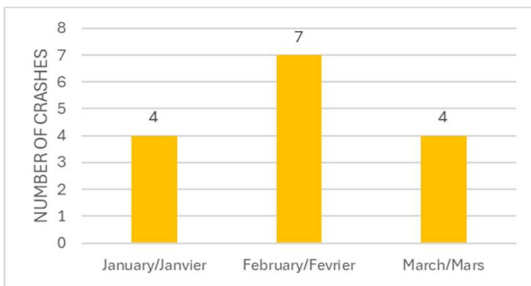
### January – March 2024 Fact Sheet

In line with RIC’s mission to provide information related to roadway and traffic conditions in Cameroon, RIC presents the **January to March 2024 Fact Sheet** for roadway-related crashes in the country of Cameroon.

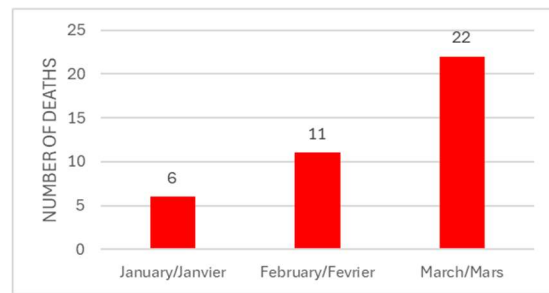
Please note these numbers are based on reported crashes by news outlets. See RIC’s website for sources utilized for this monthly fact sheet.

During the months of January, February, and March of 2024, a total of 15 crashes were reported and at least 39 deaths resulted from these crashes. A monthly breakdown can be seen in Tables 1 and 2. In the year 2023 for the same months, a total of 19 crashes were reported resulting in at least 47 deaths. Provided below in Figures 3 and 4 are the side-by-side comparison of the crash and death count for the years of 2023 to 2024.

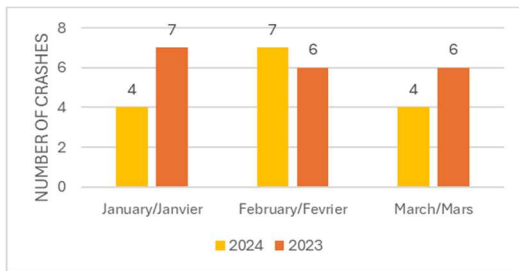
*Figure 1 Monthly Crash Count (2024)*



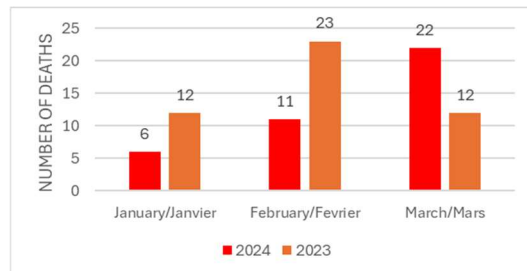
*Figure 2 Monthly Death Count due to Crashes (2024)*



*Figure 3 Monthly Crash Count (2023 V 2024)*



*Figure 4 Monthly Death Count (2023 V 2024)*



The roadway crash which recorded in the most death count occurred in the Far North Region where at least 13 people died. Authorities stated the vehicle had been overloaded and in poor condition, which resulted in the crash. For more information, please visit the link below.

<https://www.youtube.com/watch?v=3Ugk-olEgng>

[Roadway Accidents in Cameroon 2023 Numbers \(roadwaysincameroon.com\)](https://roadwaysincameroon.com)